

wet play pack

Wordsearch - Be bright

- Find the words from the list hidden in the puzzle.
- Look across and down.
- When you find a word you can cross it out.

bright

dark

day

dull

light

night

road

white

yellow

d	a	y
u	c	e
l	k	t

o

r	o	a	d	b	a	k	m	k
y	b	d	a	r	k	y	e	l

w h i t e

d l g n l

u i h i l

l g t g o

l h h w

w	h	t	t	a	w
---	---	---	---	---	---

i	g	d	e	r	l
---	---	---	---	---	---

It is important to 'be seen' especially when you are crossing the road. If you wear a dark school uniform, you can carry a bag, scarf or umbrella in bright colours to help other road users see you.

wet play pack

Wordsearch - Safer places to cross

- Find the words from the list hidden in the puzzle.
- Look across and down.
- When you find a word you can cross it out.

belisha

footbridge

green man

pelican

subway

toucan

zebra

m
o u w
n y k u b
t e c i b b b
k f o c n b e w b
o t o u c a n l j p x
n p w o u p e l i c a n k
r n y g t l a y x s u b w a y
z s z z e b r a l y h v x i g u w
d o t g r e e n m a n i l l q
n u t i z y o c m y l l u
i u d f n k k i e a p
i g o q g e u g s
e o r y w i g
c h a b s
d h s
o

It is important that when you are crossing the road to try and cross at one of the safer places.

wet play pack

Wordsearch - Weather

- Find the words from the list hidden in the puzzle.
- Look across, down and diagonally.
- When you find a word you can cross it out.

rain

sunny

thunder

lightening

hail

icy

snow

humid

f	g	b	n	a	h	a	i	l	s
p	i	u	y	h	n	b	v	c	u
z	f	u	n	a	s	b	u	j	n
i	l	o	p	i	u	y	h	g	n
d	e	r	t	y	h	n	b	v	y
x	z	a	q	w	s	u	c	d	e
r	f	v	b	g	t	y	m	n	m
l	y	u	j	m	k	i	o	i	p
l	i	n	j	i	r	h	b	v	d
y	t	g	d	c	a	s	e	w	a
q	o	z	h	y	i	w	e	d	c
v	f	r	t	t	n	h	y	u	j
h	g	f	d	s	e	z	x	v	b
n	h	y	t	h	u	n	d	e	r
f	d	v	f	r	t	g	i	j	k
m	b	c	c	d	r	t	y	n	v
d	s	v	b	s	n	o	w	u	g

Bad weather can make it dangerous to be out and about - always take extra care.

wet play pack

Wordsearch - Winter clothes

- Find the words from the list hidden in the puzzle.
- Look across, down and diagonally.
- When you find a word you can cross it out.

coat

gloves

scarf

hat

vest

jumper

cardigan

boots

c	n	b	g	d	e	r	f	v	b
h	a	t	h	n	m	j	u	i	k
l	o	r	q	a	z	x	s	w	e
d	c	v	d	r	t	g	b	n	h
y	u	j	m	i	i	l	p	p	l
o	k	i	j	m	g	b	h	u	y
g	v	c	u	t	l	a	x	z	s
e	w	g	m	n	o	e	n	a	s
d	f	g	p	j	v	l	i	j	y
g	r	d	e	a	e	c	v	b	n
h	y	t	r	f	s	e	s	d	f
g	h	j	k	l	s	p	o	i	u
v	b	e	w	d	c	o	a	t	b
e	h	o	m	k	a	g	f	d	s
s	c	v	o	n	r	h	g	f	r
t	y	j	k	t	f	o	d	s	c
v	b	n	m	k	s	h	g	a	z

Winter clothes help keep you warm and dry but can make it difficult to see and hear properly - always take extra care.

wet play pack

Wordsearch - Be seen

- Find the words from the list hidden in the puzzle.
- Look across, down and diagonally.
- When you find a word you can cross it out.

reflective

fluorescent

bright

light

mirrors

headlights

white

yellow

h	v	g	h	j	k	l	i	u	h	d
n	e	g	r	f	v	c	d	e	w	f
s	c	a	z	a	q	w	s	x	c	f
d	e	r	d	v	b	g	t	y	h	l
n	m	y	e	l	l	o	w	l	k	u
j	h	n	m	n	i	v	f	i	h	o
j	k	l	o	i	u	g	r	g	w	r
r	a	s	d	f	g	h	h	h	c	e
f	e	h	b	r	i	g	h	t	r	s
m	g	f	d	s	e	d	f	g	s	c
i	w	e	l	t	y	u	i	o	j	e
r	k	j	h	e	f	d	s	a	l	n
r	c	v	f	d	c	a	w	e	r	t
o	y	u	i	o	p	t	k	j	o	l
r	f	d	c	v	b	n	i	j	y	k
s	w	h	i	t	e	f	v	v	d	n
e	w	s	c	x	z	s	e	r	e	b

It is important on dull days or in the dark that you can see and be seen - always take extra care.

wet play pack

I-Spy - In car safety

Fill in the following words. They can all be found in cars.

1) D _ _ R

2) T _ _ E

3) B _ _ KE

4) _ OC _

5) _ _ AT B _ _ T

6) ST _ _ _ ING W _ _ _ L

7) G _ AR ST _ _ K

8) L _ GH _ _

9) _ _ RR _ _

10) P _ D _ L

In car safety is very important. Always make sure you wear a seatbelt or sit in a child seat.

wet play pack

I-Spy - In the classroom

Fill in the following words.

They can all be found in the classroom.

1) D _ _ K

2) B _ O K _

3) _ H _ I R

4) P U P _ _ _

5) _ E _ C H _ R

6) _ _ _ P _ T E R

7) _ _ _ _ _ B O _ R D

wet play pack

I-Spy - Out the window

Fill in the following words. They can all be found when you look out of the window.

- 1) T R _ _
- 2) T _ _ F _ _ C
- 3) R _ _ N
- 4) S K _
- 5) P L _ Y _ _ O _ N D
- 6) F _ _ C E
- 7) G _ T _
- 8) C L _ M _ _ N G F R _ M _

It is easy to look but not really see everything. When you are out and about always take extra care.

wet play pack

Code cracking

Look at the code given below and see if you can 'crack the code' and work out what the messages say.

A	B	C	D	E	F	G	H	I	J	K	L	M
=	=	=	=	=	=	=	=	=	=	=	=	=
Z	Y	X	W	V	U	T	S	R	Q	P	O	N
N	O	P	Q	R	S	T	U	V	W	X	Y	Z
=	=	=	=	=	=	=	=	=	=	=	=	=
M	L	K	J	I	H	G	F	E	D	C	B	A

1) HGLK OLLP ORHGVM GSRMP

2) FHV HZUVI XILHHRMT KOZXVH

3) DVZI YIRTSO XOLGSVH GL YV HVVM

4) KOZB ZDZB UILN GIZUURX

5) DVZI HVZGYVOGH RM GSV XZI

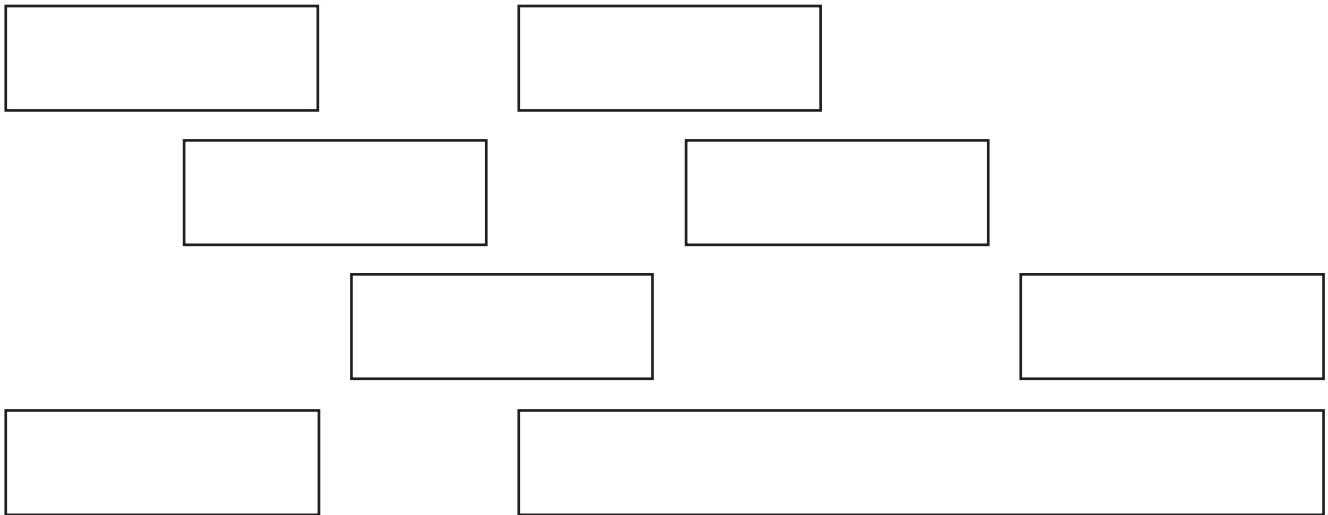
wet play pack

Hidden messages

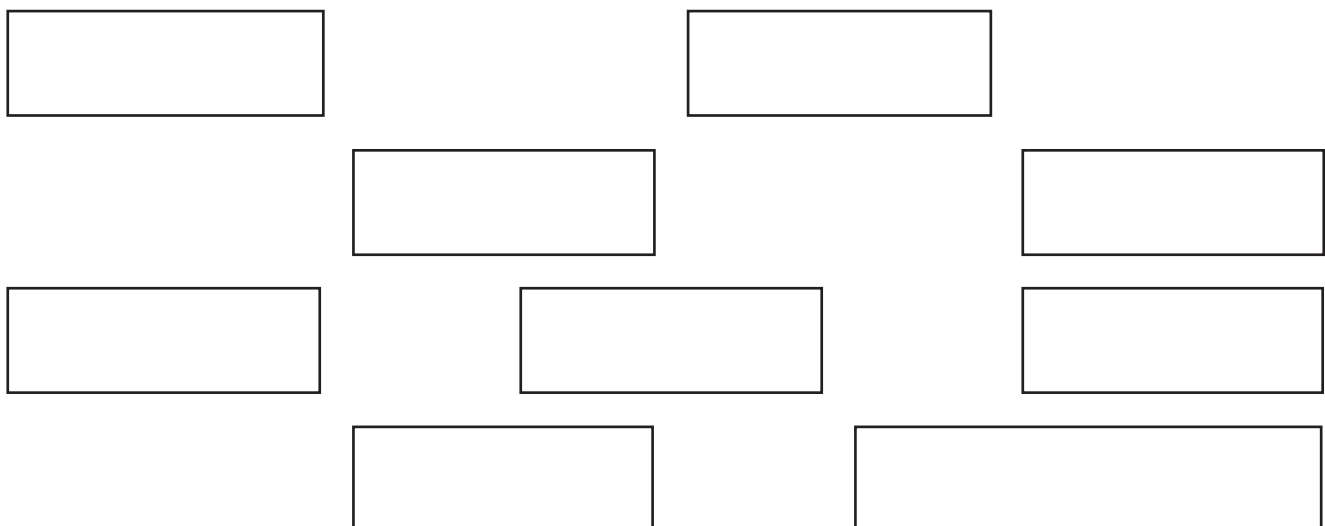
On the next sheet you can see a page full of letters but it's difficult to see any messages that make sense.

If you cut out the squares on this sheet carefully, then lay the sheet over your page of letters you can read the messages.

Message 1



Message 2



Why don't you make your own hidden messages grid?

wet play pack

Hidden messages grid

A	R	T	W	I	J	Y	S
H	A	Z	L	W	A	Y	S
P	L	S	A	Y	E	L	T
T	A	W	F	A	Y	T	W
W	S	F	R	T	T	O	M
T	R	E	A	F	F	I	C
L	L	F	S	R	C	Q	E
S	T	A	J	O	P	F	Q
S	R	L	O	A	L	O	K
L	I	P	S	T	T	E	N
W	Q	T	H	T	I	N	K
F	H	I	M	G	N	P	T


wet play pack

Hieroglyphics

In Ancient Egypt they used pictures as a way of giving messages to each other and writing stories.

We can do the same today.

Can you work out what this message is saying?



Can you think of pictures to tell other messages?

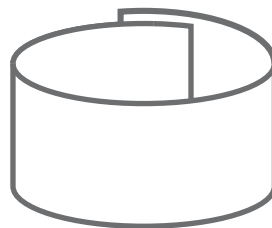
Draw these messages and swap them with your friends.

wet play pack

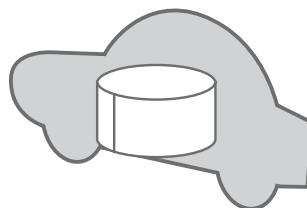

Finger puppets

You can make your very own traffic finger puppets.


- Take a strip of paper about 2cms x 6cms, and curl it around your finger to fit 'snuggly'. Stick with sticky tape. Get a friend or your teacher to help if you find it difficult.



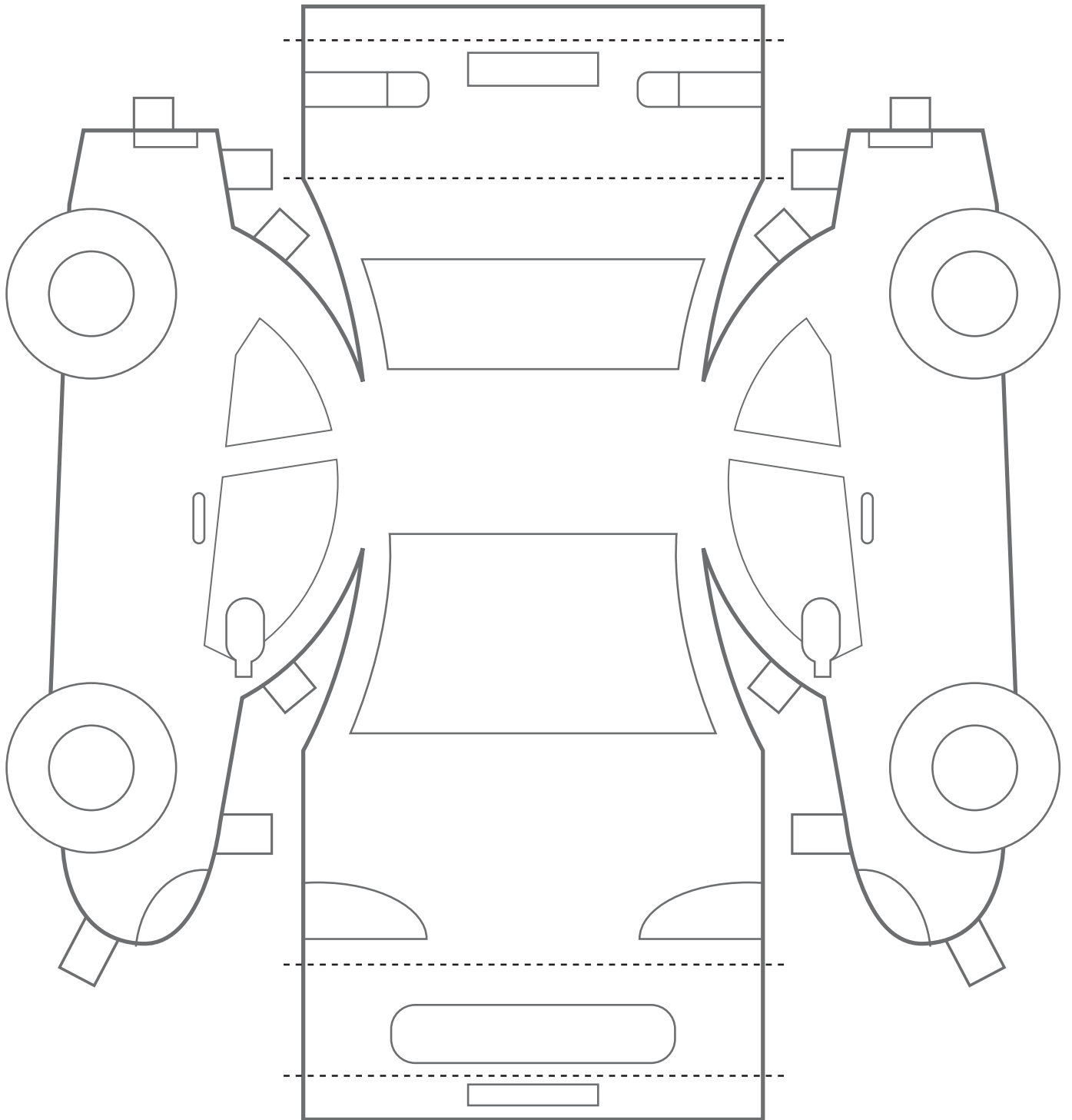
- Trace the shape of the car here on to thin card and colour it in. Cut it out and stick it on to the paper ring for your finger.



- You can make lots of other vehicles – bicycles, buses, police cars etc. and with your friends act out little finger play scenes.



Make your own 3-D car

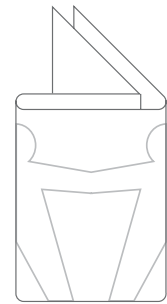


- Either trace the template above on to a piece of card or cut round it.
- Colour in with your favourite colour.
- Fold it together to make your very own car.

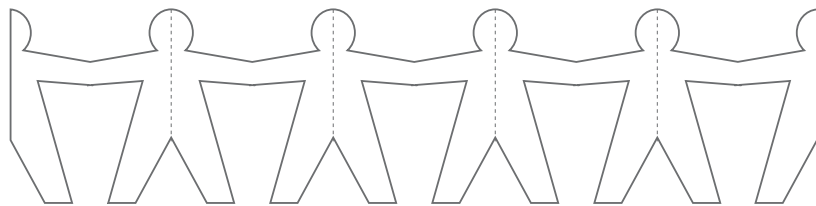
wet play pack

Join the Safe on the Street kids holding hands


- Take a sheet of paper and fold it in half lengthways and cut along the fold.
- Fold one of your papers sideways in half and half again. Copy the shape below drawing lines on to your folded sheet.



- Cut along your drawn lines and pull out your zigzag row of children.



- Cut out the faces of the Safe on the Street children and stick one on each head to make the children hold hands in a line.

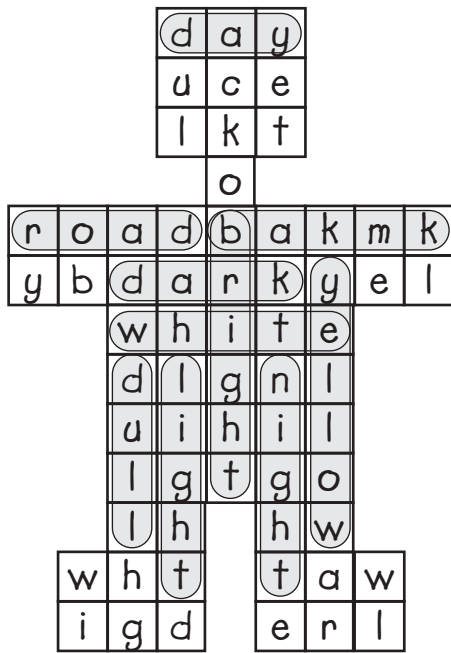


- Colour them in.
- You can use the other sheet to make another row of children. This time draw in the faces of you and your friends all holding hands and keeping safe.

wet play pack

Answers (wordsearch)


Be bright




Safer places to cross




Weather



Winter clothes



Be seen



wet play pack

Answers

I-Spy - In car safety

- 1 Door
- 2 Tyre
- 3 Brake
- 4 Lock
- 5 Seatbelt
- 6 Steering wheel
- 7 Gear stick
- 8 Lights
- 9 Mirror
- 10 Pedal

I-Spy - In the classroom

- 1 Desk
- 2 Books
- 3 Chair
- 4 Pupils
- 5 Teacher
- 6 Computer
- 7 White / Black board

I-Spy - Out the window

- 1 Tree
- 2 Traffic
- 3 Rain
- 4 Sky
- 5 Playground
- 6 Fence
- 7 Gate
- 8 Climbing frame

Code cracking

- 1 Stop look listen think
- 2 Use safer places to cross
- 3 Wear bright clothes to be seen
- 4 Play away from traffic
- 5 Wear seatbelts in the car

Hidden messages

Message 1 - play away from traffic

Message 2 - stop look listen think

Hieroglyphics

Stop look listen think

Education
Programme

www.bmw-education.co.uk



The Ultimate
Driving Machine

wet play pack



for teachers,
with activities
for pupils

The Wet Play Pack can be downloaded for free at the
BMW Safe on the Street website at
www.bmweducation.co.uk

BMW Education Programme provides free, comprehensive, curricular-linked educational resources.

Safe on the Street is an interactive, animated resource for 7-11 year old pupils, with guidance for teachers and parents. It delivers road safety information through tips, activities and quizzes.

www.bmweducation.co.uk



safe on the street



www.bmweducation.co.uk

Dear parent/ guardian,

Each year over 13,000 children are killed or injured as pedestrians in the UK. Most of these casualties could have been avoided.

Children can be impulsive and often don't realise the risks they take. Increasing your child's understanding of what to do when they are out and about, can help keep them safe.

The **BMW Education Programme** has developed **Safe on the Street**, an interactive, animated resource for 7-11 year old pupils to help children learn valuable road safety messages, through tips, activities and quizzes. This free website can be found at **www.bmweducation.co.uk**. It gives useful information and guidance for teachers and parents too.

We hope you and your child find the website fun & interesting, and it helps keep them safe on the street.

Yours faithfully,

BMW Education Programme